



Transport trolleys K-series professional

For load weights up to 12 metric tons



JTLB 6 K



JTLB 12 K

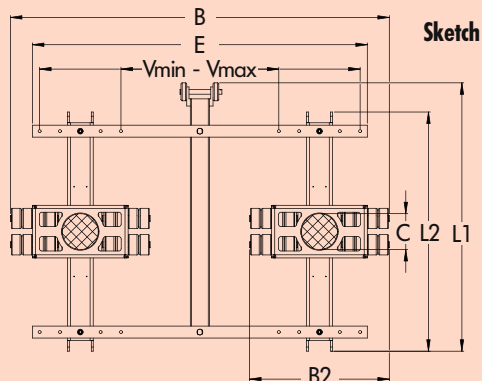
Available with:

Professional castor
JUWATHAN® plus coated aluminium castor



for any floors
Order number 95 050 089-D

► Please refer to page 28-29
for additional roller information.



Load weight up to

Type	Sketch		JTLB 6 K	JTLB 12 K
Load capacity		kg / lbs	6 000 / 13 200	12 000 / 26 400
Number of castors		pcs	8	16
Castor dimensions	Ø x l	mm / in	85 x 85 / 3.3 x 3.3"	85 x 85 / 3.3 x 3.3"
Fitting height		mm / in	110 / 4.3"	110 / 4.3"
Cassette dimensions	L2 x B2	mm / in	600 x 280 / 23.6 x 11"	1 000 x 590 / 39.4 x 23.2"
Supporting surface per cassette	Ø C	mm / in	150 / 5.9"	150 / 5.9"
Connecting rod	E	mm / in	1 000 / 39.4"	1 400 / 55.1"
Adjustable from - to Vmin. - Vmax.		mm / in	560 - 960* / 22 - 37.3**	600 - 1 340* / 23.9 - 52.7**
Adjustable			5 x	5 x
Total length / width	L1 x B1	mm / in	760 x 1 240 / 29.9 x 48.8"	1 070 x 1 580 / 42.1 x 62.1"
Handlebar with pulling eye	Length	mm / in	990** / 39.4**	1 120 / 44.1"
Weight professional		kg / lbs	37 / 82	104 / 229
Order-no. with professional			12 061 085-D	12 121 085-D

*other lengths on request **without pulling eye

Advantages in detail

- Galvanized axles and safety clip rings for improved protection against corrosion.
- The double roller design results in dramatically easier steering due to reduced friction forces in curves. The much lower friction resistance also causes the rollers on the rear axis to following in a truer course.
- Tandem transport trolley for loads with no leading or trailing edge centre support.
- Ready for use: 2 interconnected steerable trolleys with 2 handlebars and two tandem connecting rods.
- Multi-purpose use: Also useable as two single trolleys, each with half of the combined load capacity. No additional accessories needed.

For short radius curves

