



Transport trolleys G-series professional

For load weights up to 30 metric tons



JTL 15 G



JTLB 30 G

Available with:

JUWATHAN® plus-coated
aluminium core

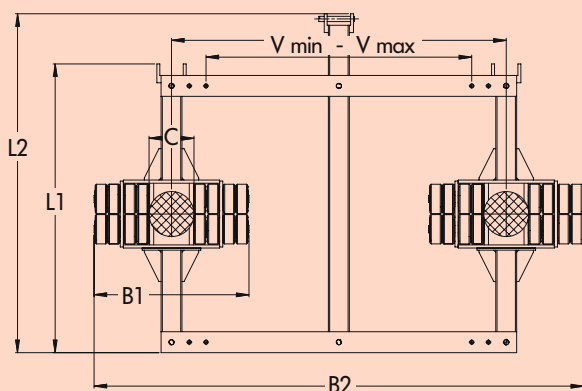


for any floors

Order number 95 050 048-V

Please refer to page
28-29 for additional
roller information.

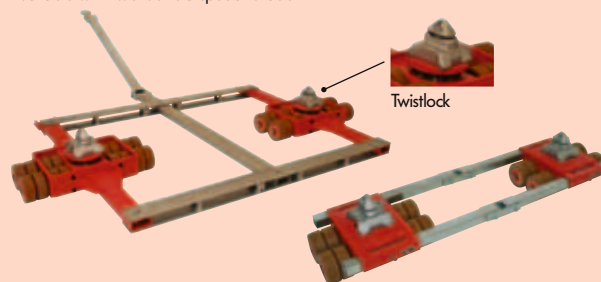
Sketch



Advantages in detail

- Large rollers warrant optimal rolling characteristics on uneven surfaces and rough pavements.
- Safely overcomes small ledges, cracks in the concrete and countersunk rail tracks.
- Multi-purpose use: Also useable as two single trolleys, each with half of the combined load capacity. No additional accessories needed.
- Custom solutions available: Ask for individual design with specific measurements and adjustable connections.

Available with twistlock via special order.



Load weight up to

Type	Sketch		15 metric tons JTL 15 G	30 metric tons JTLB 30 G
Load capacity		kg / lbs	15 000 / 33 000	30 000 / 66 100
Number of castors		pcs	16	16
Castor dimensions	Ø x l	mm / in	140 x 59 / 5.5 x 2.3"	140 x 59 / 5.5 x 2.3"
Fitting height		mm / in	180 / 7.1"	180 / 7.1"
Supporting surface of turntable	Ø C	mm / in	170 / 6.7"	215 / 8.5"
Dimensions	L1 x B1	mm / in	1 020 x 440 / 40.2 x 17.3"	1 328 x 740 / 54.3 x 29.1"
Width of track on connection rod	E	mm / in	1 330 / 52.4"	1 700 / 66.9"
Adjustable from-to Vmin. -Vmax.		mm / in	900 - 1 230* / 35.4-48.4"	1 270 - 1 600 / 50 x 63"
Adjustable			3 x	3 x
Dimensions	L2 x B2	mm / in	1 260 x 1670 / 49.5 x 65.6"	1 620 x 2 340 / 63.8 x 92.1"
Handlebar with pulling eye	Length	mm / in	1 230 / 48.4"	1 230 / 48.4"
Weight JUWATHAN plus		kg	168 / 370	291 / 642
Order-no. with JUWATHAN plus			12 150 140-V	12 302 140-V

*other lengths on request